



CERTSWARRIOR

Construction and Industry

*EEI-POSS
Plant Operator Selection System Test*

Questions & Answers PDF

For More Information:

<https://www.certswarrior.com/>

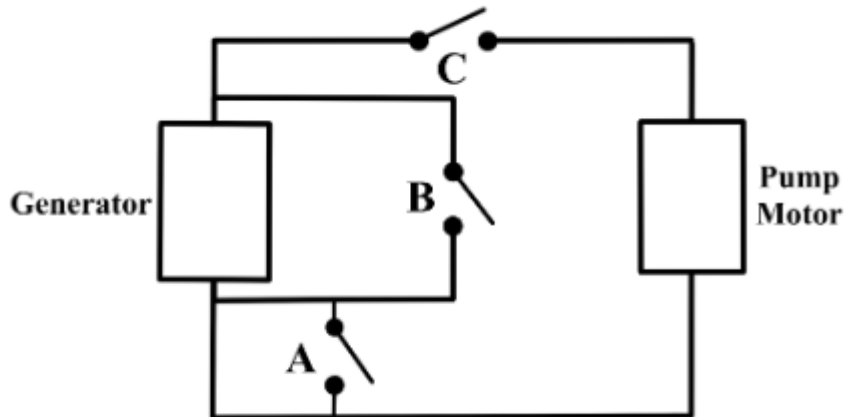
Features:

- 90 Days Free Updates
- 30 Days Money Back Guarantee
- Instant Download Once Purchased
- 24/7 Online Chat Support
- Its Latest Version

Latest Version: 6.0

Question: 1

Which switch (A, B or C) should be closed in order to start the pump motor?



Answer: C

Explanation:

Only switch C creates a closed loop between the generator and the motor. Closing B creates a short circuit that does not pass through the motor, and closing A does nothing.

Question: 2

If both ramps are 5 feet tall, which situation (A or B) requires more force to peddle the bicycle up the ramp? (If equal, mark C)



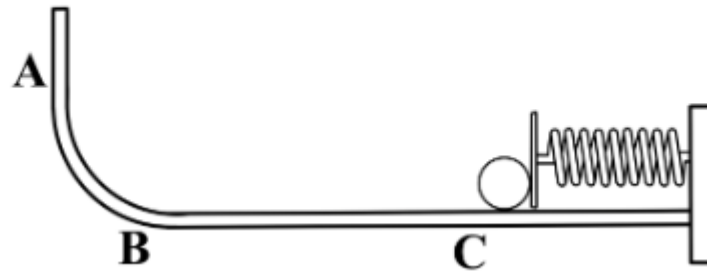
Answer: A

Explanation:

The mechanical advantage of an inclined plane can be determined by dividing the length by the height. Since both ramps are 5 feet tall, the mechanical advantage of ramp A is significantly lower at 4. As mechanical advantage decreases, the amount of force needed increases proportionally, so ramp A will require much more force.

Question: 3

When the spring is released, the ball travels away from the spring to its highest point (A) and then begins to travel back towards its place of origin. At which point (A, B or C) will the ball travel to after it hits the spring a second time?



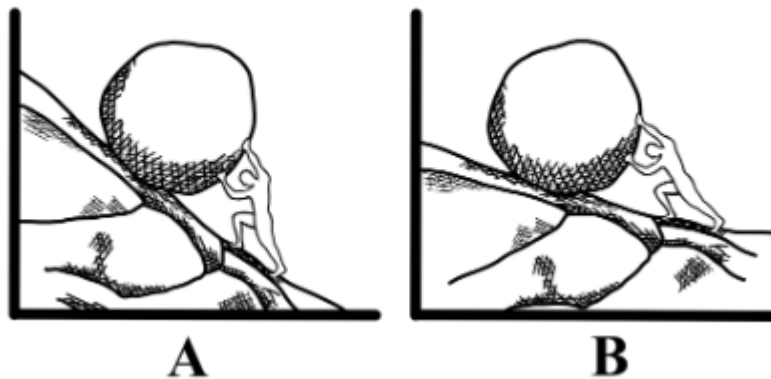
Answer: B

Explanation:

Because of friction losses within the spring and between the ball and the surface, the ball will not travel as far the second time.

Question: 4

Which of the two boulders of equal weight (A or B) requires more force to push up the same length of hill? (If equal, mark C)



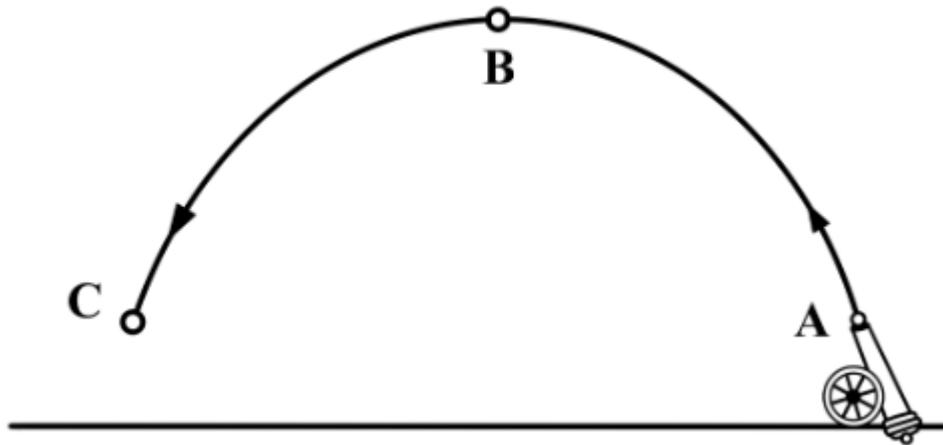
Answer: A

Explanation:

More force is required to push a boulder up a steeper incline because it has less mechanical advantage.

Question: 5

At which point (A, B or C) will the cannonball be traveling the slowest?



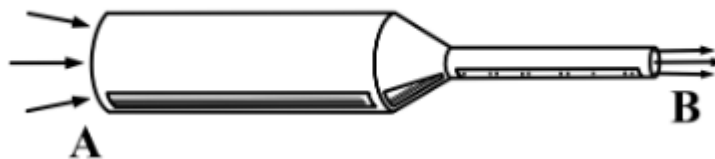
Answer: B

Explanation:

In ballistic flight, the horizontal component of velocity is essentially constant. At point B, the vertical component of the cannonball's velocity is zero, making the peak of its arc the slowest point.

Question: 6

On which side of the pipe (A or B) would the water speed be slower? (If equal, mark C)



Answer: A

Explanation:

Since the same volume of water that enters the pipe must exit as well, the water must travel significantly faster at point B to move the same volume, since the opening is much smaller. In other words, as the cross-sectional area of a pipe decreases, the speed of the water must increase to maintain the same volume flow rate.

Question: 7

In which of the two figures (A or B) is the person bearing more weight? (If equal, mark C)



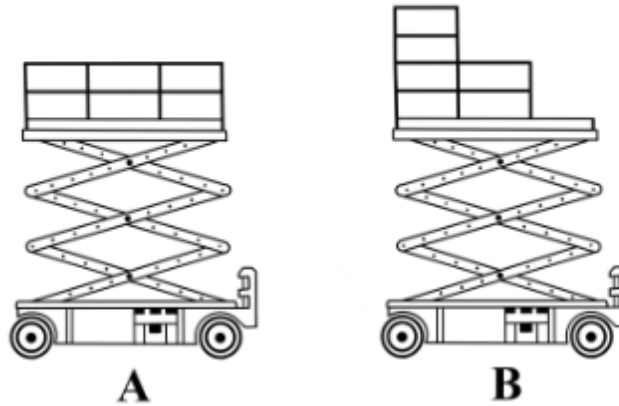
Answer: A

Explanation:

In figure the load is centered much closer to the man and much farther from the wheel (fulcrum) than in figure B. This means that the man will have to bear a larger percentage of the weight of the load.

Question: 8

Which of the two lift trucks (A or B) carrying the same amount of weight is more likely to tip over? (If equal, mark C)



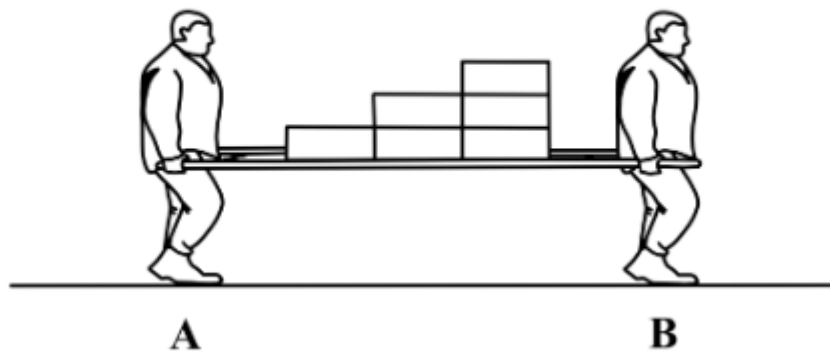
Answer: B

Explanation:

On truck A, the load is evenly distributed, while on truck B it is concentrated on one end, making it more likely to tip over.

Question: 9

The weight of the boxes is being carried by the two men shown below. Which of the two men (A or B) is carrying more weight? (If equal, mark C)



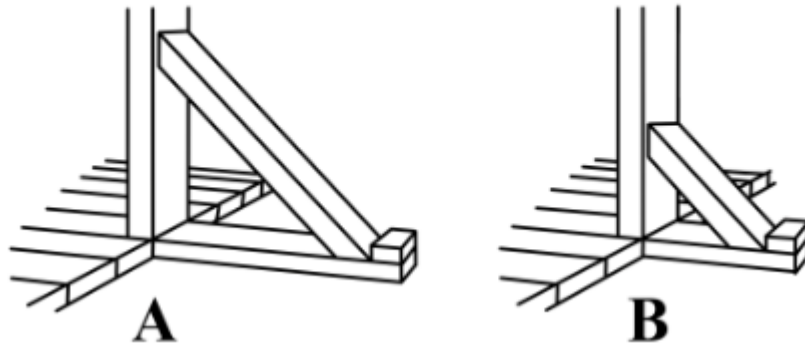
Answer: B

Explanation:

The load on the stretcher is concentrated more closely to man B than man X so man B is bearing more of the load.

Question: 10

In the pictures below, which of the angles (A or B) is braced more solidly? (If equal, mark C)



Answer: A

Explanation:

The bracing in A is more solid because it extends higher up on the post.

Question: 11

Given two birds sitting on branches of a tree at different elevations. Both drop objects of identical size and weight. Which object (A or B) will hit the ground with bigger force? (If equal, mark C)



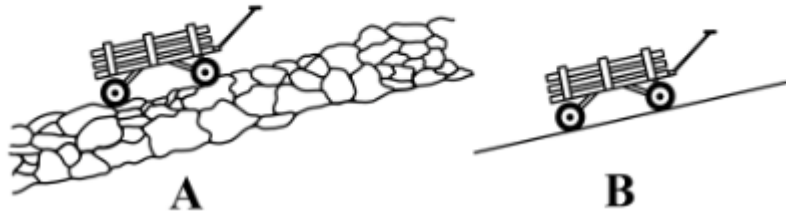
Answer: A

Explanation:

Though the force of gravity is the same on both objects, object A will have had more time to build up speed, so it will hit the ground with more force than object B.

Question: 12

A wagon is pulled up two hills of equal slope and height. For which hill (A or B) did the wagon require less effort to reach the top? (If equal, mark C)



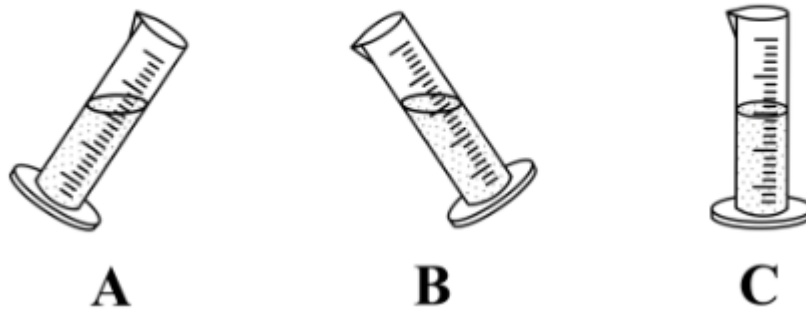
Answer: B

Explanation:

The wagon will roll more easily up the smoother slope because there is less rolling resistance.

Question: 13

In which of the three positions (A, B or C) will it be easiest to accurately measure the amount of liquid in the graduated cylinder?




Answer: C

Explanation:

The amount of liquid will be easiest to measure when the angle of the water line matches the lines drawn on the cylinder.

Question: 14

In which of the two figures (A or B) will the person require less force to lift a 100-pound weight? (If equal, mark C)



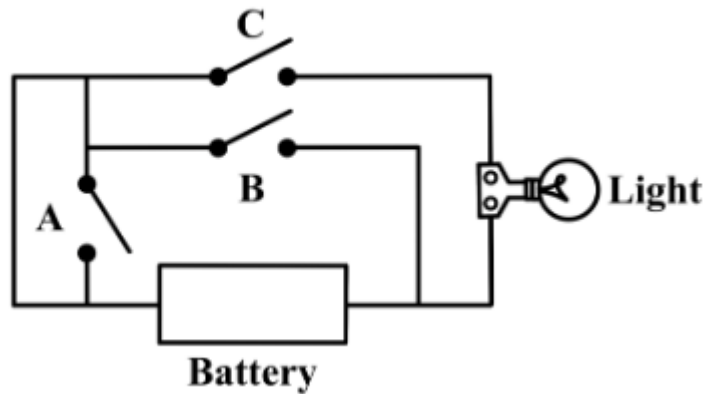
Answer: A

Explanation:

In figure A, the weight is much closer to the fulcrum, so it will require less force to raise.

Question: 15

Which switch (A, B or C) should be closed to give power to the light?



Answer: C

Explanation:

Only switch C creates a closed loop from one terminal of the battery, through the light, and back to the other terminal.



CERTSWARRIOR

FULL PRODUCT INCLUDES:

Money Back Guarantee



Instant Download after Purchase



90 Days Free Updates



PDF Format Digital Download



24/7 Live Chat Support



Latest Syllabus Updates



For More Information – Visit link below:

<https://www.certswarrior.com>

16 USD Discount Coupon Code: U89DY2AQ