



CERTSWARRIOR

SAS Institute

A00-272

**SAS Certified Visual Modeler Using SAS Visual Statistics
7.4**

Questions&AnswersPDF

ForMoreInformation:

<https://www.certswarrior.com/>

Features:

- 90DaysFreeUpdates
- 30DaysMoneyBackGuarantee
- InstantDownloadOncePurchased
- 24/7OnlineChat Support
- ItsLatestVersion

Latest Version: 6.0

Question: 1

Which model does not produce score code?

Response:

- A. Decision Tree using interactive mode
- B. Regression using interaction effects
- C. Regression using the group by option
- D. Decision Tree using the rapid growth option

Answer: A

Question: 2

Which equation does NOT represent a linear model?

Note: b_i are parameters and X_i are variables.

Response:

- A. $y = b_0 + b_1X_1 + b_2X_2$
- B. $y = b_0 + b_1X_1 + b_2X_2 + b_3(X_1X_2)$
- C. $y = b_0 + b_1X_1 + (b_2/b_1)X_2$
- D. $y = b_0 + b_1X_1 + b_2X_1^3$

Answer: C

Question: 3

You would like to compare multiple models that you've built in SAS Visual Statistics. Which parameters must be the same for all models being compared?

(choose 3)

Response:

- A. Data Source
- B. Assessment Bins
- C. Model Type
- D. Event Level
- E. Response Variable
- F. Link Function

Answer: ADE

Question: 4

You perform a logistic regression on a multinomial response variable in SAS Visual Statistics that has 3 levels: Small, Medium, Large. "Large" is specified as the event. Which statement is true?

Response:

- A.The other levels are grouped into one non-event.
- B.An ordinal logistic regression is performed.
- C.A multinomial logistic regression is performed.
- D.The other levels are offset to account for exposure.

Answer: A

Question: 5

Refer to the exhibit from a linear regression model in SAS Visual Statistics:

Overall ANOVA	Dimensions	Fit Statistics	Model ANOVA	Type III Test	Parameter Estimates
Parameter	Estimate	Standard Error	t Value	Pr > t	
Intercept	5491.976	227.4511	24.14575	<0.0001	
Customer Tenu...	-278.886	36.67572	-7.6041	<0.0001	
Age	-1.53994	1.104268	-1.39454	0.1632	
Average Sales	4475.443	38.92047	114.9894	<0.0001	
Total Promos	-1371.5	62.29561	-22.016	<0.0001	

Based on the table above and assuming a significance level of 0.05, what can be concluded about the linear regression model?

Response:

- A.The Intercept is an important predictor of the response.
- B.Age is a significant predictor of the response.
- C.For one one-unit increase in Average Sales, there is an expected increase in the response of 4475.443.
- D.For a 1371.5 unit decrease in Total Promos, there is an expected one-unit increase in the response.

Answer: C

Question: 6

Your company has a dataset loaded into LASR that represents global sales. You are a part of a team of analysts that each have responsibility for a certain region of the world. You decide to create a data source filter to suppress every region but yours.

What effect will this have on any new explorations that your teammates create?

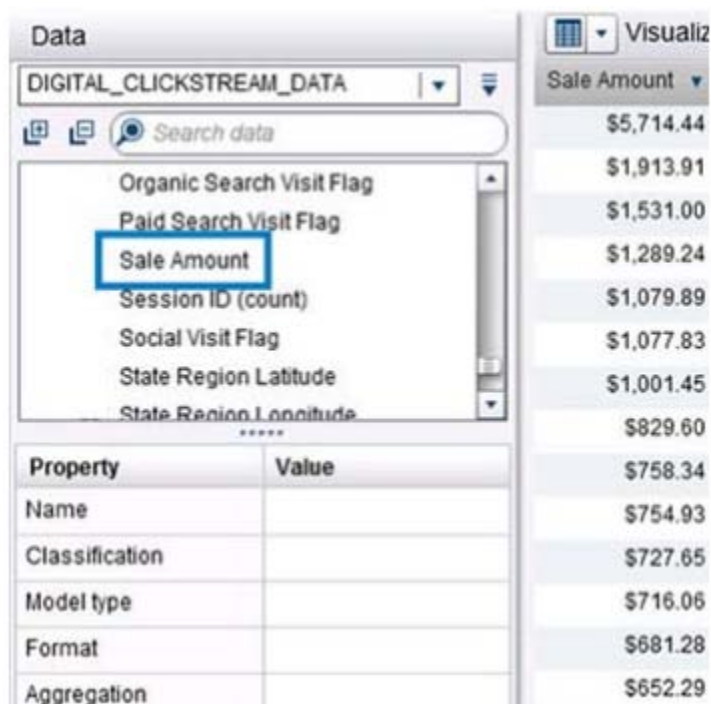
Response:

- A.It will delete all observations that do not match your region.
- B.It will have no effect on any observations in the dataset.
- C.It will suppress all observations that do not match your region.
- D.It will suppress all observations that do not match their corresponding region.

Answer: B

Question: 7

Refer to the exhibit:



Prior to performing a decision tree analysis, you need to assess the default Values of Classification and Model Type Properties for Sale Amount. The variable represents product purchase amounts from an organization's e-commerce website.

How do you want the decision tree algorithm to treat this variable?

Response:

- A.Classification = Measure & Model Type = Continuous
- B.Classification = Category & Model Type = Discrete
- C.Classification = Measure & Model Type = Discrete
- D.Classification = Category & Model Type = Continuous

Answer: A

Question: 8

You have a regression model effect that represents the total amount of sales. In addition to that, you would like to create a model effect that represents the average amount of sales. Which option should you use?

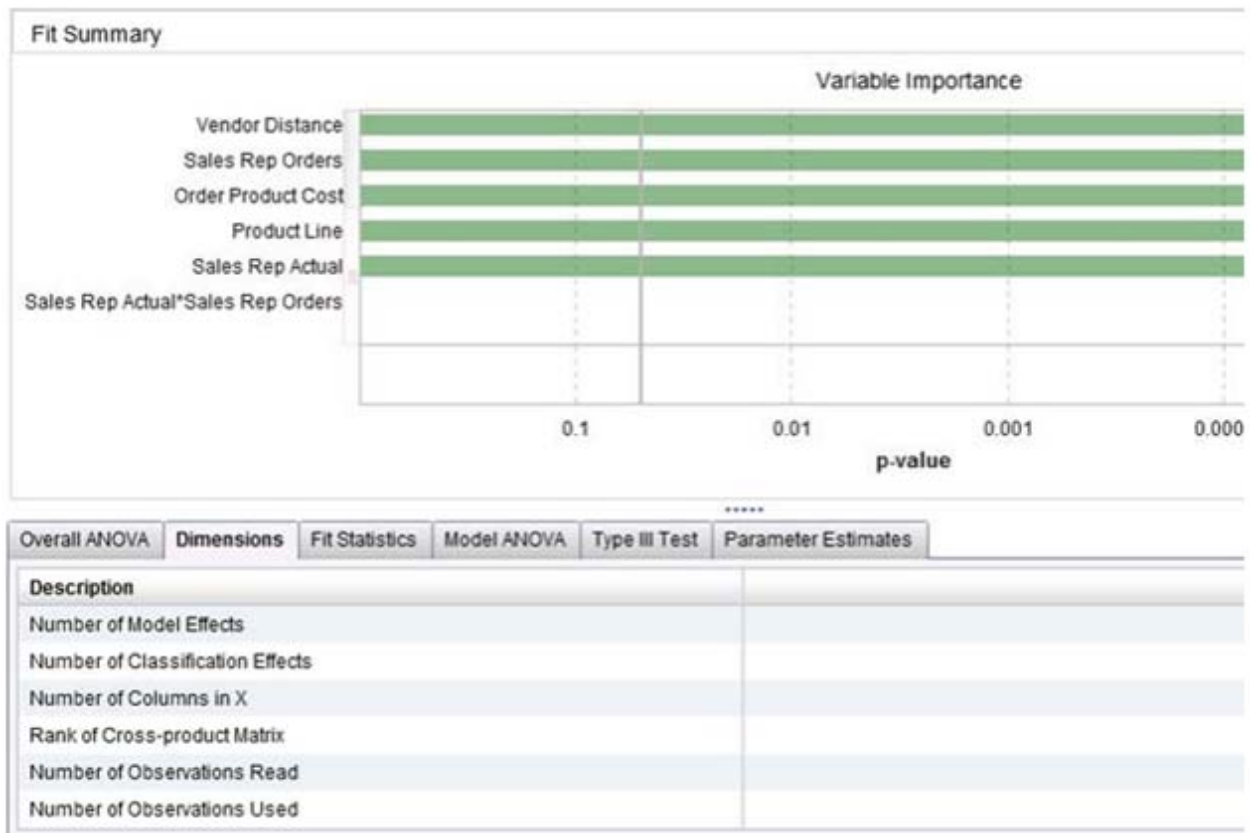
Response:

- A. Create an aggregated measure using the Avg aggregation on total amount of sales.
- B. Create a calculated item that divides total amount of sales by the total amount of items sold.
- C. Create a calculated item by duplicating the original model effect and changing its default aggregation to Average.
- D. Create an aggregated measure using the Sum aggregation of total amount of sales divided by the Sum aggregation of total amount of items sold.

Answer: C

Question: 9

Refer to the exhibit:



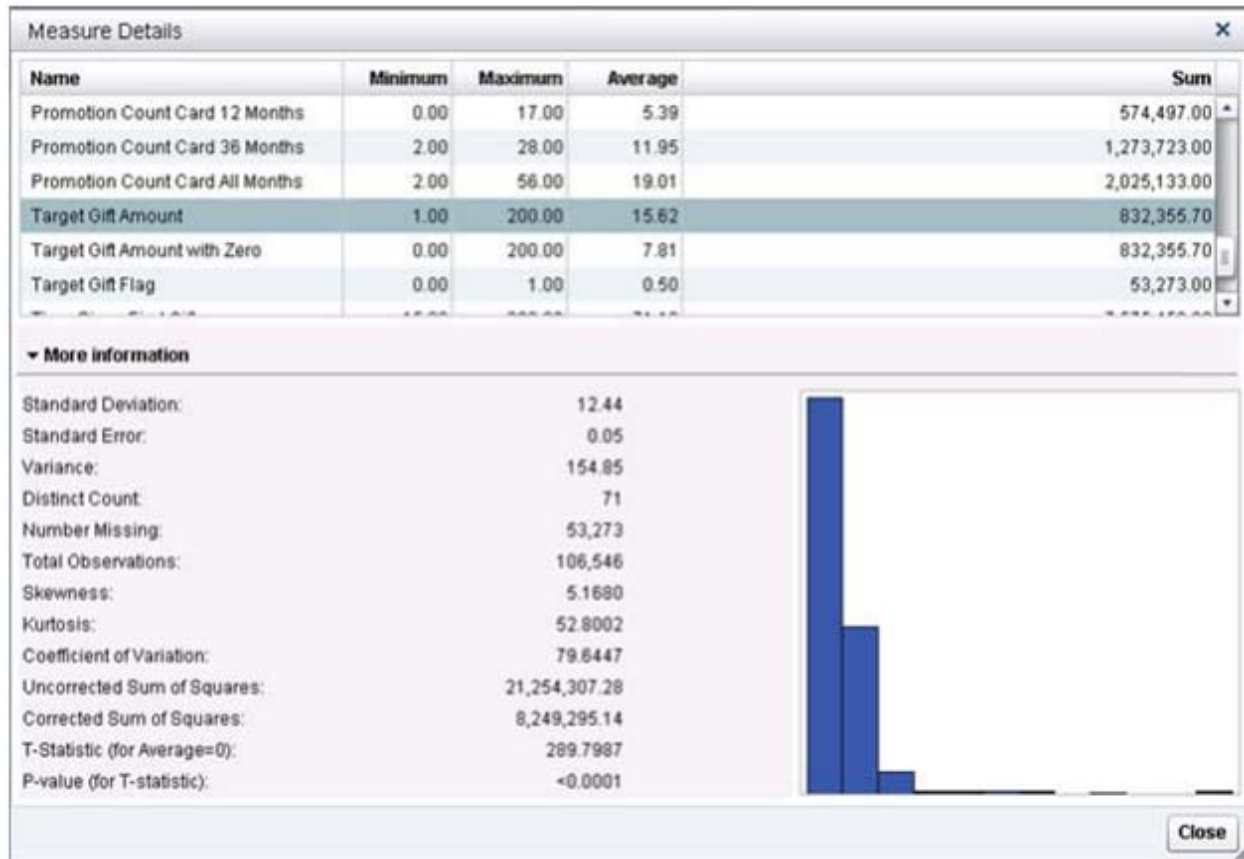
Which option was not specified in creating the linear regression model using SAS Visual Statistics?
Response:

- A.interaction term
- B.group-by variable
- C.variable selection
- D.continuous effects

Answer: B

Question: 10

Refer to the exhibit:



Which is the modeling approach that should be used when fitting the Target Gift Amount variable?
Response:

- A.Linear regression model with Interaction effects.
- B.Generalized linear model with a Poisson distribution and Identity link.
- C.Generalized linear model with a Normal distribution and Log Link.
- D.Logistic regression model.

Answer: C



CERTSWARRIOR

FULL PRODUCT INCLUDES:

Money Back Guarantee



Instant Download after Purchase



90 Days Free Updates



PDF Format Digital Download



24/7 Live Chat Support



Latest Syllabus Updates



For More Information – Visit link below:

<https://www.certswarrior.com>

16 USD Discount Coupon Code: U89DY2AQ