



CERTSWARRIOR

Microsoft PL-900

Microsoft Power Platform Fundamentals

Questions&AnswersPDF

ForMoreInformation:

<https://www.certswarrior.com/>

Features:

- 90DaysFreeUpdates
- 30DaysMoneyBackGuarantee
- InstantDownloadOncePurchased
- 24/7OnlineChat Support
- ItsLatestVersion

Latest Version: 36.0

Topic 1, Understand the business value of Power Platform

Question: 1

This question requires that you evaluate the BOLD text to determine if it is correct.

You have a Power Apps app. You create a new version of the app and then publish the new version. A customer goes through the process of restoring the previous version of the app. In the Version tab for the app, you will see two versions of the app.

Review the underlined text. If it makes the statement correct, select "No change is needed." If the statement is incorrect, select the answer choice that makes the statement correct.

- A. No change is needed.
- B. one
- C. three
- D. four

Answer: C





Explanation:

Restore a canvas app to a previous version in PowerApps.

1. Open powerapps.com, and then click or tap Apps in the left navigation bar.
2. Near the right edge, click or tap the info icon for the app that you want to restore.
3. Click or tap the Versions tab, and then click or tap Restore for the version that you want to restore.

Details • Share • Versions • Settings • Analytics (preview)

PowerApps keeps a version history of your apps.

VERSION	MODIFIED	MODIFIED BY	POWERAPPS RELEASE (?)	PUBLISHED	COMMENT
2	8/20/2018 2:24:29 PM	Firstname Lastname	3.18081.19	Live	 Restore  Delete
1	7/9/2018 10:55:48 AM	Firstname LastName	3.18071.36		 Restore  Delete

4. In the confirmation dialog box, click or tap Restore.

A new version is added to your list.

Details • Share • <u>Versions</u> • Settings • Analytics (preview)						
PowerApps keeps a version history of your apps.						
VERSION	MODIFIED	MODIFIED BY	POWERAPPS RELEASE [?]	PUBLISHED	COMMENT	
3	8/20/2018 2:41:30 PM	Firstname Lastname	3.18071.36		↑ Publish this version	
2	8/20/2018 2:24:29 PM	Firstname Lastname	3.18081.19	Live	↺ Restore	🗑 Delete
1	7/9/2018 10:55:48 AM	Firstname Lastname	3.18071.36		↺ Restore	🗑 Delete

Reference:

<https://docs.microsoft.com/en-us/powerapps/maker/canvas-apps/restore-an-app>

Question: 2

A company uses Dynamics 365 Sales. The company uses a browser-based app named Sales Hub. You need ensure that users can access data from mobile devices. Which app should users install?

- A. Dynamics 365 Remote Assist
- B. Dynamics 365 Finance
- C. Dynamics 365 Business Central
- D. Dynamics 365 for Phones

Answer: D

Explanation:

Use the Dynamics 365 for phones and Dynamics 365 for tablets apps for your sales, customer service, field service, and other tasks when you're on the go. With one download from your app store, you'll automatically have access to all the apps you need for your role. You will see apps with the new Unified Interface on your mobile device.

Reference:

<https://docs.microsoft.com/en-us/dynamics365/mobile-app/dynamics-365-phones-tablets-users-guide>

Question: 3

You are a customer service manager. You need to implement a Power Apps portal that allows customers to submit cases. Which type of data source is used?

- A. Dynamics 365 Connector
- B. Microsoft SharePoint
- C. Microsoft Azure Storage

D. Common Data Service

Answer: B

Explanation:

SharePoint can be set up to setup customer feedback.

Note: The PowerApp uses Finance and Operations connector to grab sales order information and SharePoint connector to connect and write the data to SharePoint list.

Reference:

<https://powerapps.microsoft.com/en-us/blog/scenario-2-collect-customer-feedback-in-sharepoint-afterorder-delivery/>

Question: 4

HOTSPOT

You create a user-owned custom entity by using Common Data Service.

For each of the following statements, select Yes if the statement is true. Otherwise, select No.

NOTE: Each correct selection is worth one point.

Statement	Yes	No
You can change the entity ownership from User to Organization-owned.	<input type="radio"/>	<input type="radio"/>
You can create a business rule for a custom entity that can be used in a Flow.	<input type="radio"/>	<input type="radio"/>

Answer:

Statement	Yes	No
You can change the entity ownership from User to Organization-owned.	<input type="radio"/>	<input checked="" type="radio"/>
You can create a business rule for a custom entity that can be used in a Flow.	<input checked="" type="radio"/>	<input type="radio"/>

Explanation:

Box 1: No

Common Data Service supports two types of record ownership. Organization owned, and User or Team owned. This is a choice that happens at the time the entity is created and can't be changed.

Box 2: Yes

By combining conditions and actions, you can do any of the following with business rules:

Set field values

Clear field values

Set field requirement levels

Show or hide fields

Enable or disable fields

Validate data and show error messages

Create business recommendations based on business intelligence.

Reference:

<https://docs.microsoft.com/en-us/power-platform/admin/wp-security-cds>

Question: 5

DRAG DROP

You need to explain the major components of the Common Data Model (CDM) and their functions.

Match each term to its definition.

Instructions: To answer, drag the appropriate term from the column on the left to its definition on the right. Each term may be used once, more than once, or not at all. Each correct match is worth one point.

NOTE: Each correct selection is worth one point.

Tools	Answer Area	
	Purpose	Tool
Entities		
Data connectors	Helps jumpstart application development by leveraging business logic, security, and integrations.	Tool
Common Data Service	A set of records used to store data.	Tool
Common Data Model		
Microsoft Power Platform		
Workflows		

Answer:

Purpose	Tool
Helps jumpstart application development by leveraging business logic, security, and integrations.	Microsoft Power Platform
A set of records used to store data.	Entities

Explanation:

Box 1: Microsoft Power Platform

Power Platform combines the robust power of PowerApps, PowerBI, and Microsoft Flow into one powerful business application platform – providing quick and easy app building and data insights. Each component of the Microsoft Power Platform is built on the Common Data Service for Apps. Each component is dynamic by itself, but brilliant and masterful when combined.

The Microsoft Power platform brings all your data together into a common data model.

Box 2: Entities

An entity is a set of records used to store data, similar to how a table stores data within a database.

Reference:

<https://community.dynamics.com/365/b/encloud9dynamics365crm/posts/an-introduction-to-themicrosoft-power-platform>

<https://docs.microsoft.com/en-us/powerapps/maker/common-data-service/data-platform-intro>



CERTSWARRIOR

FULL PRODUCT INCLUDES:

Money Back Guarantee



Instant Download after Purchase



90 Days Free Updates



PDF Format Digital Download



24/7 Live Chat Support



Latest Syllabus Updates



For More Information – Visit link below:

<https://www.certswarrior.com>

16 USD Discount Coupon Code: U89DY2AQ