



CERTSWARRIOR

CompTIA 220-1001

CompTIA A+ Certification Exam: Core 1

Questions&AnswersPDF

ForMoreInformation:

<https://www.certsvarrior.com/>

Features:

- 90DaysFreeUpdates
- 30DaysMoneyBackGuarantee
- InstantDownloadOncePurchased
- 24/7OnlineChat Support
- ItsLatestVersion

Visit us at: <https://www.certsvarrior.com/exam/220-1001>

Latest Version: 44.1

Question: 1

Laura, a customer, has instructed you to configure her home office wireless access point. She plans to use the wireless network for finances and has requested that the network be setup with the highest encryption possible.

Additionally, Laura knows that her neighbors have wireless networks and wants to ensure that her network is not being interfered with by the other networks.

She requests that the default settings be changed to the following.

Wireless Name: HomeWiFi

Shared Key: CompTIA

Router Password: Secure\$1

Finally, Laura wants to ensure that only her laptop and Smartphone can connect to the network.

Laptop: IP Address 192.168.1.100

Hardware Address: 00:0A:BF:03:C4:54

Smartphone: IP Address 192.168.1.101

Hardware Address: 09:2C:D0:22:3F:11

INSTRUCTIONS

Configure Laura's wireless network using the network adapter window.

If at any time you would like to bring back the initial state of the situation, please click the Reset All button.

Laura's Wireless Configuration

WIRELESS SETUP
NETWORK FILTER
ADMINISTRATOR TOOLS

Wireless Network Settings

Enable Wireless: ☒

Wireless Network Name: (Also called the SSID)

Wireless Channel:

Disable SSID Broadcast: ☐

802.11g Only Mode: ☐

Wireless Security Mode

Security Mode:

WPA2

Passphrase:

Confirmed Passphrase:

Laura's House



	Wireless Network Name:	Default
	Security Mode:	Open
	Wireless Channel:	11
	Wireless Network Name:	MyWi
	Security Mode:	WEP
	Wireless Channel:	6
	Wireless Network Name:	PatsWiFi
	Security Mode:	WEP
	Wireless Channel:	11

Laura's Wireless Configuration

WIRELESS SETUP
NETWORK FILTER
ADMINISTRATOR TOOLS

Please enter the same password into both boxes for confirmation.

Password:

Verify Password:

Laura's Wireless Configuration

WIRELESS SETUP **NETWORK FILTER** **ADMINISTRATOR TOOLS**

Wireless Network Settings

Enable Wireless: ☐

Wireless Network Name: (Also called the SSID)

Wireless Channel:

Disable SSID Broadcast: ☐

802.11g Only Mode: ☐

Wireless Security Mode

Security Mode:

Laura's Wireless Configuration



WIRELESS SETUP **NETWORK FILTER** **ADMINISTRATOR TOOLS**

Turn MAC Filtering ON: ☐

<input type="checkbox"/>	<input type="text"/>
<input type="checkbox"/>	<input type="text"/>
<input type="checkbox"/>	<input type="text"/>
<input type="checkbox"/>	<input type="text"/>

**Answer: See the
explanation below**

Explanation:
solution as

 **Wireless Configuration** 

Wireless Setup | Network Filter | Administrator Tools

WIRELESS NETWORK SETTINGS:

Enable Wireless: ☒

Wireless Network Name: (Also called the SSID)

Wireless Channel:

Disable SSID Broadcast: ☐

802.11g Only Mode: ☐

WIRELESS SECURITY MODE:


Security Mode:

WPA2:

Passphrase:

Confirmed Passphrase:

Save Settings

 **Wireless Configuration** 

Wireless Setup

Network Filter

Administrator Tools

☒ Turn MAC Filtering ON

Allow the following MAC Addresses ▼

MAC Address

☒ 00:0A:BF:03:C4:54

☒ 09:2C:D0:22:3F:11

☐

☐

Save Settings



The image shows a 'Wireless Configuration' window with a yellow header and a close button (X) in the top right corner. Below the header are three tabs: 'Wireless Setup', 'Network Filter', and 'Administrator Tools'. The 'Administrator Tools' tab is selected. Under this tab, there is a sub-header 'ADMIN PASSWORD'. Below this, a message reads: 'Please enter the same password into both boxes for confirmation.' There are two text input fields. The first is labeled 'Password:' and contains the text 'Secure\$1'. The second is labeled 'Verify Password:' and also contains the text 'Secure\$1'. At the bottom right of the window is a yellow button labeled 'Save Settings'.

Wireless Configuration

Wireless Setup Network Filter Administrator Tools

ADMIN PASSWORD

Please enter the same password into both boxes for confirmation.

Password:

Verify Password:

Save Settings

Question: 2

DRAG DROP

Drag each mobile technology to the description of its use. Some answers will not be used.

Description	Wireless technology
Devices use haptic confirmation for sharing data wirelessly.	NFC
Devices are paired using a code for sharing data wirelessly.	Hotspot
Devices are placed in close proximity within line of sight for sharing data wirelessly.	IR
Devices are connected via a wire for sharing data or connectivity.	Tethering
	Bluetooth
	Cellular
	Lightning

Answer:

Explanation:

1. NFC
2. Bluetooth
3. IR
4. Tethering

Question: 3

DRAG DROP

A customer, Ann, has requested two custom PCs, one to be used for gaming and the other to be used as a virtualization workstation for her business.

The gaming PC should support the latest games and gaming peripherals.

The virtualization workstation should be able to host several production virtual machines as part of Ann's home business.

INSTRUCTIONS

Use the tabs at the top to switch between the PCs.

Objects should be placed on the appropriate slot/display areas and can only be used once.

All slot/display areas should be filled.

If at any time you would like to bring back the initial state of the simulation, please click the Reset All button.



Answer:



Question: 4


The network administrator has changed the IP address of ComputerA from 192.168.1.20 to 10.10.10.20 and now jane, a user, is unable to connect to file shares on ComputerA from ComputerB using the computer name.

INSTRUCTIONS

Using the available tools, resolve the connectivity issues.

After troubleshooting the issue, verify a successful connection.

If at any time you would like to bring back the initial state of the simulation? please click the Reset All button.



```
Reply from 10.10.10.10.30: bytes=32 time=13ms FTL=52
Reply from 10.10.10.10.30: bytes=32 time=13ms FTL=52

Ping statistics for 10.10.10.10:
    Packets: Sent = 4, Received = 4, Lost = 0 (0% loss),
Approximate round trip times in milli-seconds:
    Minimum = 13ms, Maximum = 13ms, Average = 13ms

c:\> ?
    % Invalid input detected, query help for valid commands.
c:\> help

    ipconfig
    nslookup
    ping
    tracert

    help

c:\> nslookup
    % Invalid input detected, query help for valid commands.
c:\> nslookup
    % Invalid input detected, query help for valid commands.
c:\> help

    ipconfig
    nslookup
    ping
    tracert
    help

c:\>
```

```
-----
--- Welcome to Computer B -----
-----

c:\>
```

```
-----  
c:\> ipconfig  
  
Windows IP Configuration  
  
Ethernet adapter Ethernet:  
  
    Connection-specific DNS Suffix . . . . . : local.net  
    IPv4 Address . . . . . : 10.10.10.30  
    Subnet Mask . . . . . : 255.255.255.0  
    Default Gateway . . . . . : 10.10.10.1  
  
c:\> ping 10.10.10.20  
  
Pinging 10.10.10.20 with 32 bytes of data:  
Reply from 10.10.10.20: bytes=32 time=13ms TTL=52  
Reply from 10.10.10.20: bytes=32 time=13ms TTL=52  
Reply from 10.10.10.20: bytes=32 time=13ms TTL=52  
Reply from 10.10.10.20: bytes=32 time=13ms TTL=52  
  
Ping statistics for 10.10.10.20:  
    Packets: Sent = 4, Received = 4, Loat = 0 (0% loss),  
Approximate round trip times in milli-seconds:  
    Minimum = 13ms, Maximum = 13ms, Average = 13ms  
  
c:\> nslookup  
    % Invalid input detected, query help for valid commands.  
c:\>  
computerB
```

**Answer: See the
explanation below:**

Explanation:

We need to flush the DNS to have the new IP address assigned to the same computer name. Use the ipconfig/flushdns command.

Question: 5

A technician is troubleshooting what appears to be a RAM issue on a PC. Which of the following symptoms would indicate if this is a RAM issue?

- A. POST code beeps
- B. Distended capacitors
- C. Continuous reboots
- D. Wrong BIOS time

Answer: C



CERTSWARRIOR

FULL PRODUCT INCLUDES:

Money Back Guarantee



Instant Download after Purchase



90 Days Free Updates



PDF Format Digital Download



24/7 Live Chat Support



Latest Syllabus Updates



For More Information – Visit link below:

<https://www.certswarrior.com>

16 USD Discount Coupon Code: U89DY2AQ